

# Mid Year Presentation 2024

23 JUNE 2024 | MORWELL CENTRAL PRIMARY

**PRESENTATION #1 - 10.00AM**

**ALL Prep & Juniors**

**Including:**

- Tuesday Mini Trio A
- Tuesday Mini Trio B
- Wednesday Mini Trio B
- Thursday Mini Trio B
- Monday Mini Hip Hop

**PRESENTATION #2 - 12.00PM**

**ALL Pre-Intermediate & Intermediate**

**Including:**

- Friday Mini Trio A
- Friday Mini Groovers
- Friday Mini Trio B
- Thursday Mini Groovers

**PRESENTATION #3 - 2.00PM**

**ALL Pre-Senior & Senior**

**Including:**

- Monday Mini Trio A
- Monday Mini Groovers
- Monday Mini Trio B
- Saturday Mini Trio A
- Saturday Mini Groovers
- Saturday Mini Trio B
- Thursday Mini Trio A



# TICKETS GO ON SALE

SUNDAY 28TH APRIL 9AM

Online only at:

<https://www.trybooking.com/CPYVF>

All Tickets are \$12.50 each

No seating allocation

\*By being the account holder and purchasing tickets you are agreeing to terms of non-allocated seating, see below\*

## Maximum 2 tickets per dancer

This limit will stay in place until Sunday 16th June, just to ensure no dancers family members miss out. Any tickets not purchased by June 16th, will then be opened up for anyone to purchase.

As there is no allocated seating, you won't have to worry about not sitting with anyone who you have purchased an extra for.

## TICKET TERMS

By purchasing a ticket you agree to the non-allocated seating terms.

- Attendees will fill the theatre based on their position in line at the main door
- Attendees will fill the theatre from the front moving back (example, you must take the next available seat, you cannot head to the back and take just any empty seat)
- No seat gaps will be left
- Front row will be reserved for patrons who are unable to climb stairs. They will take their seats first. Please be advised they may be split from their party if there is not enough seats. These patrons take priority.

# HAIR STYLES

## MINI, PREPS & JUNIORS

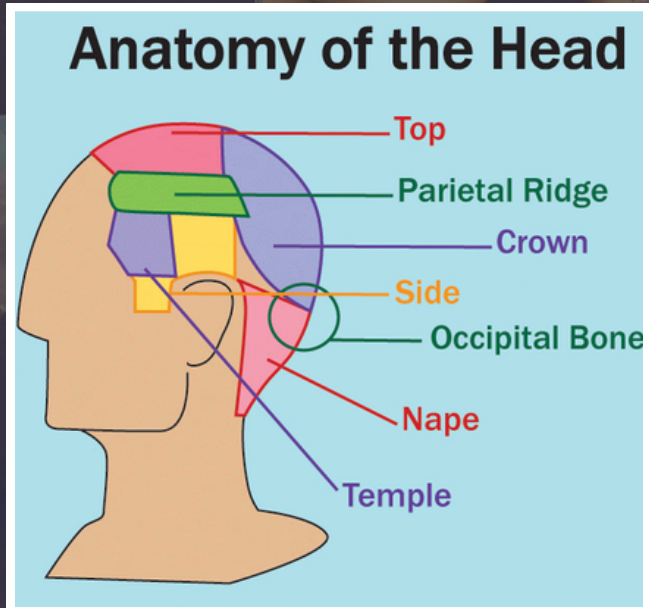
High pony tail, neatly pulled in using hair spray.



## PRE-INTERS, INTERS, PRE-SENIORS, SENIORS

Middle part, low pony tail.

Pony tail to sit on the occipital bone as pictured.



# HAIR STYLES-CLASSICAL

The following information is for dancers who participate in the following classical classes **ONLY**. If your dancers class is not listed, please head to the next page.

- Monday, High School Ballet 5.45pm
- Tuesday, Pre-Intermediate Ballet 4.00pm
- Tuesday, Intermediate Ballet 4.30pm
- Tuesday, Elementary Ballet 6.00pm
- Tuesday Gold Medal Ballet 6.00pm
- Tuesday, Silver Star Ballet 6.15pm
- Wednesday, Senior Ballet 5.30pm

As classical will be their first routine, all dancers listed above will be required to attend with a low bun in place as pictured.

Dancers can then unwrap their buns for their following routines

# HAIR STYLES-SHORT HAIR

Please just make sure short hair is neat, with a bit of product or pins in place to stop it falling in their faces.



# MAKE UP


Dancers of all ages & genders should be wearing some sort of make up on stage, simply because the stage lighting wipes the colour from their faces. This can range from a bit of powder and mascara to full stage make up.

Younger dancers will need a powder, blush, mascara and a lip stick.

Dancers Pre-Inter and up are required to have the following:

What you need:

- Foundation
- Blush/Bronzer
- Natural eye shadow
- Mascara
- Lipstick



---

Keep scrolling to find out  
what dancers need to wear

# WHAT DO I NEED TO WEAR?

Mid-Year concert will not include costume hire & dancers will need to come dressed in their Blacks. Listed below are items you can & cannot wear. Classical dancers will have specific attire so please be sure to read carefully.

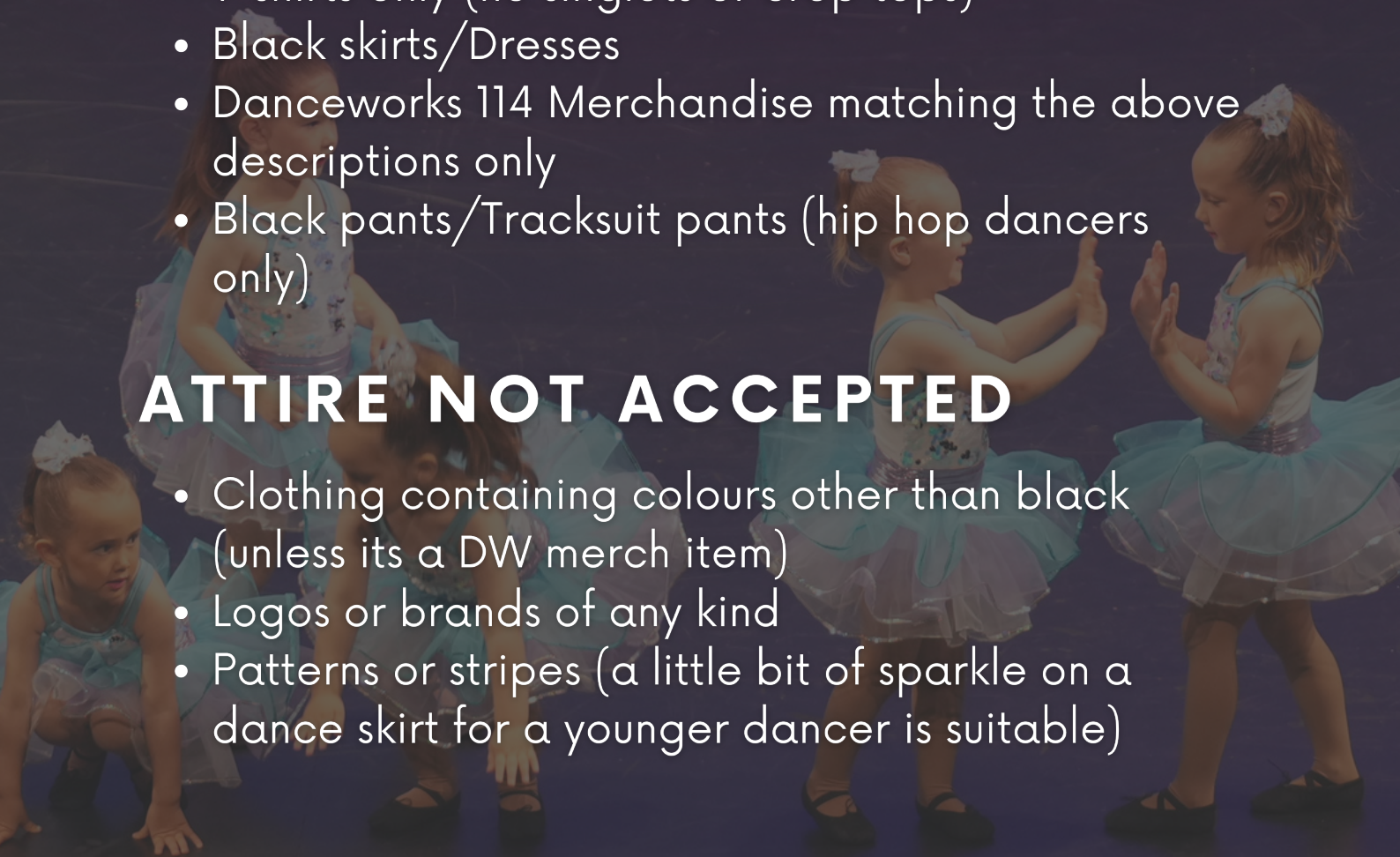
---

## ACCEPTED ATTIRE

- Plain black Shorts, Leggings or Jazz Pants
- T-shirts only (no singlets or crop tops)
- Black skirts/Dresses
- Danceworks 114 Merchandise matching the above descriptions only
- Black pants/Tracksuit pants (hip hop dancers only)

## ATTIRE NOT ACCEPTED

- Clothing containing colours other than black (unless its a DW merch item)
- Logos or brands of any kind
- Patterns or stripes (a little bit of sparkle on a dance skirt for a younger dancer is suitable)




# TIGHTS & SHOES

## Mini, Prep Trio & Junior Skills

Dancers will need black canvas ballet flats as pictured. Straps can be crossed or uncrossed



**Pre- Intermediate, Intermediate, Pre-Senior & Senior Jazz** dancers will need black leather jazz shoes, with or without laces.



**Pre- Intermediate, Intermediate, Pre-Senior & Senior Tap** dancers will need black buckle tap shoes



**All classes listed above** will need the Capezio Ultra Soft tights in LSN or darker if needed



# TIGHTS & SHOES

## HIP HOP CLASSES

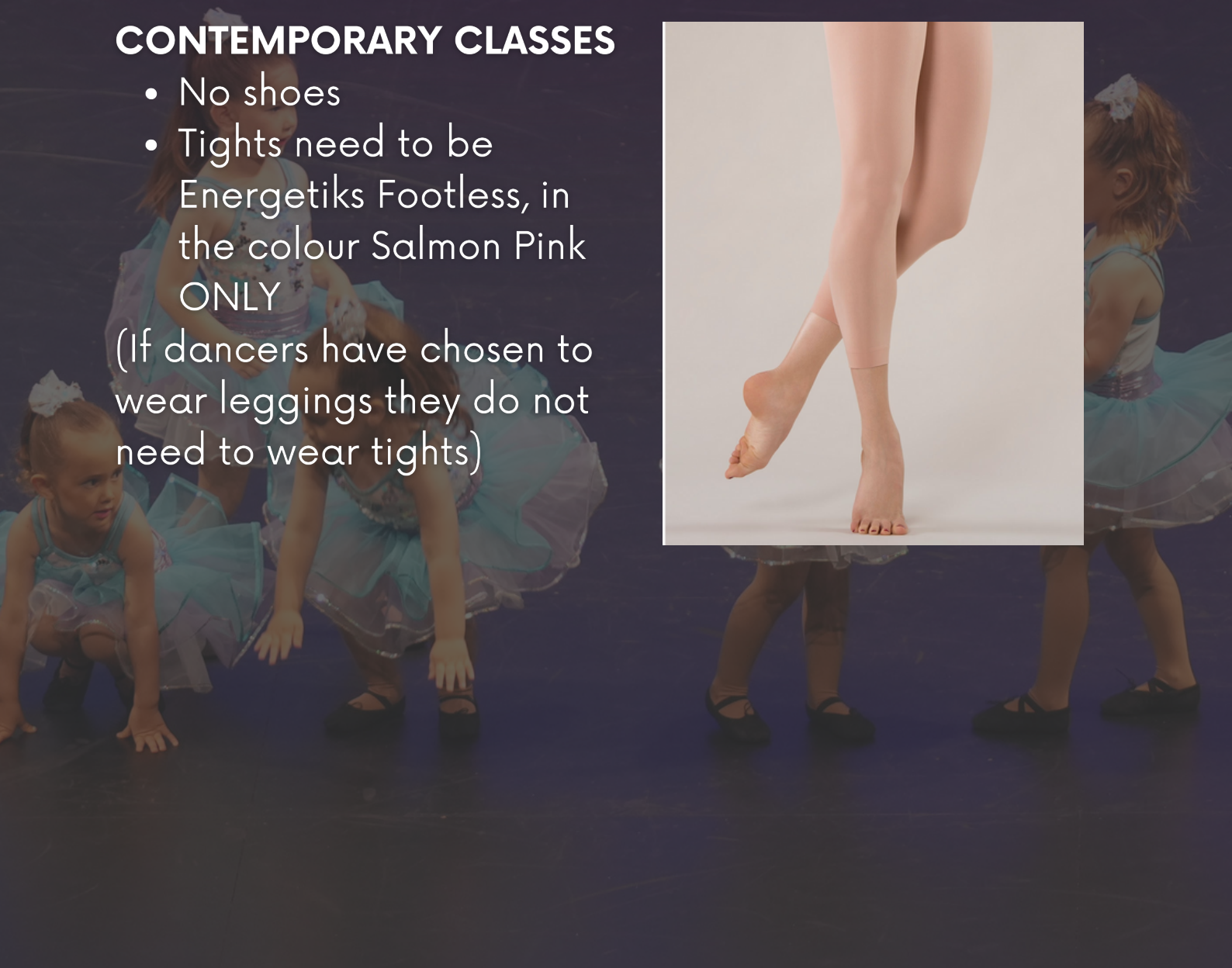
Plain White or Black Street shoes  
(No other colours allowed)  
NO TIGHTS



## CONTEMPORARY CLASSES

- No shoes
- Tights need to be Energetiks Footless, in the colour Salmon Pink ONLY

(If dancers have chosen to wear leggings they do not need to wear tights)





# WHAT DO I NEED TO WEAR? CLASSICAL CLASSES - P1/2

The following attire information affects these classes only. If your dancer is not enrolled in any of these classes, please keep scrolling.

- Monday, High School Ballet 5.45pm
- Tuesday, Pre-Intermediate Ballet 4.00pm
- Tuesday, Intermediate Ballet 4.30pm
- Tuesday, Elementary Ballet 6.00pm
- Tuesday Gold Medal Ballet 6.00pm
- Tuesday, Silver Star Ballet 6.15pm
- Wednesday, Senior Ballet 5.30pm

---

These dancers will need a black leotard, wrap skirt & ballet tights as pictured. These items can be purchased from Sugarbabies in Traralgon.

Once performed classical routines, dancers can throw shorts & a T-shirt on over their leotards for their next routines.



# WHAT DO I NEED TO WEAR? CLASSICAL CLASSES - P2/2



These classes must wear Energetiks Salmon Pink Tights with Pink Leather Ballet Shoes & Ribbons.

---

As classical will be their first routine, all dancers listed above will be required to attend with a low bun in place as pictured.

Dancers can then unwrap their buns for their following routines

---

Hair and Make-up  
workshop TBC